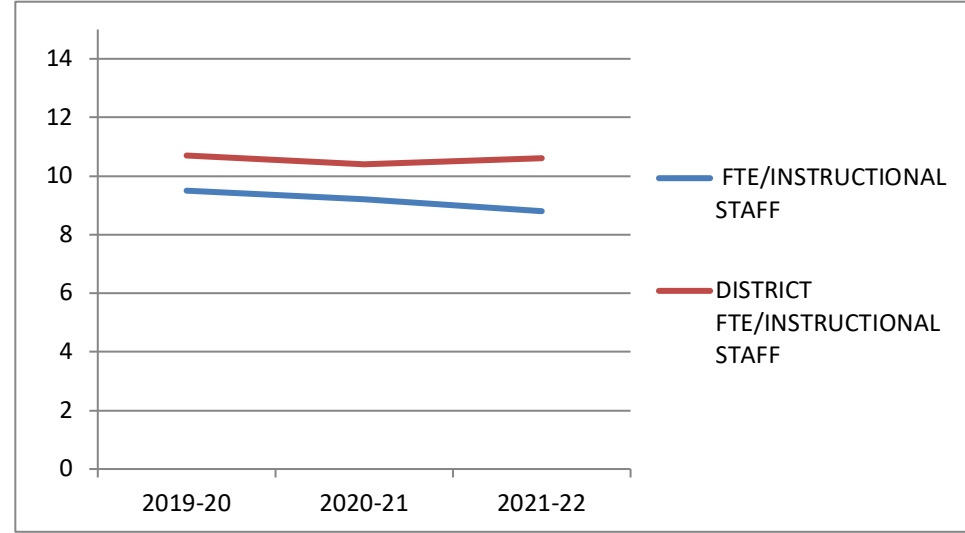
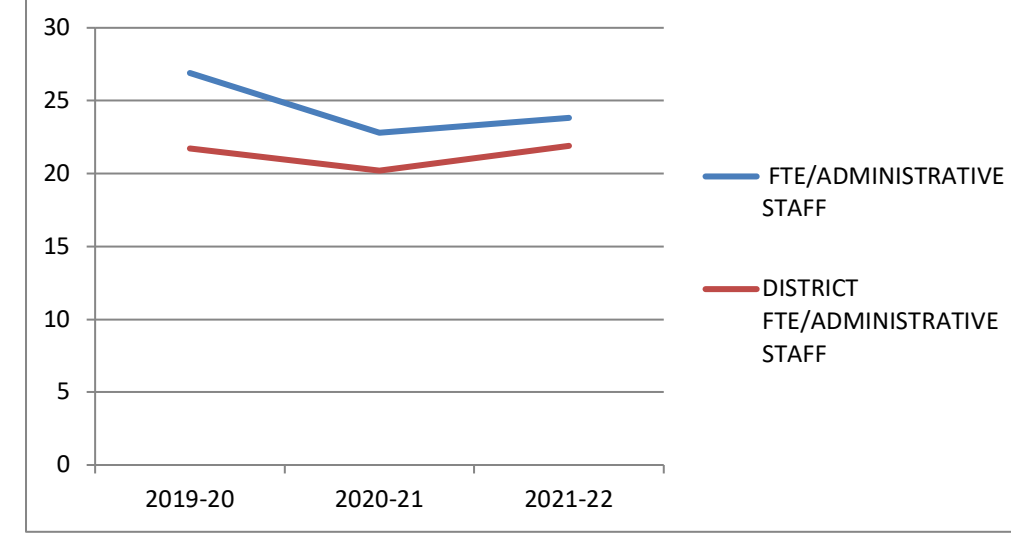


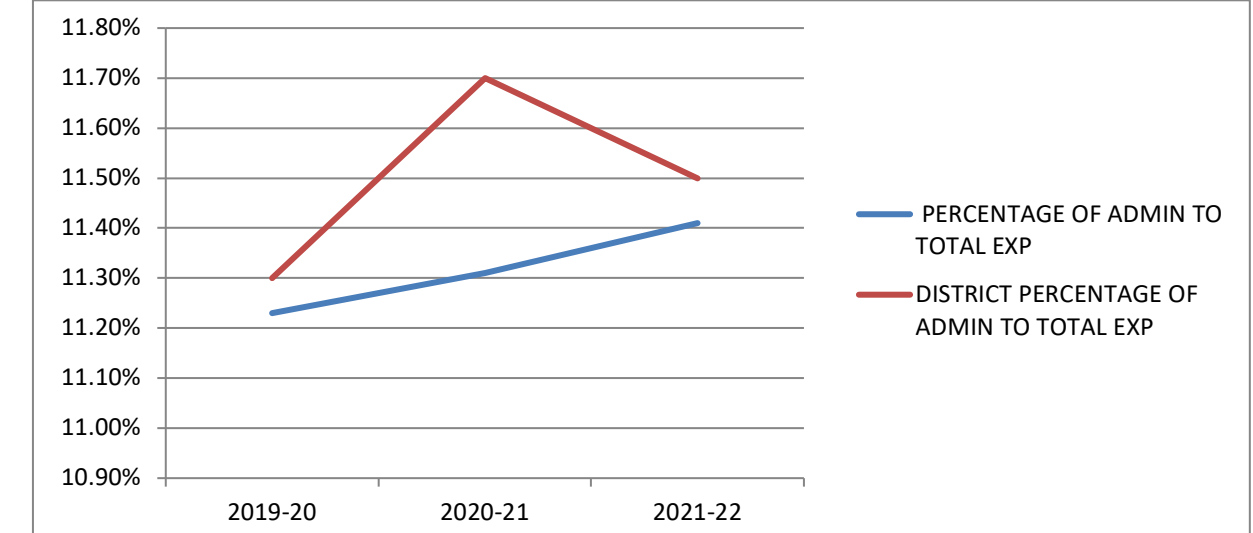
FTE/INSTRUCTIONAL STAFF	DISTRICT FTE/INSTRUCTIONAL STAFF	
BLOUNTSTOWN ELEMENTARY SCHOOL		
2019-20	9.5	10.7
2020-21	9.2	10.4
2021-22	8.8	10.6



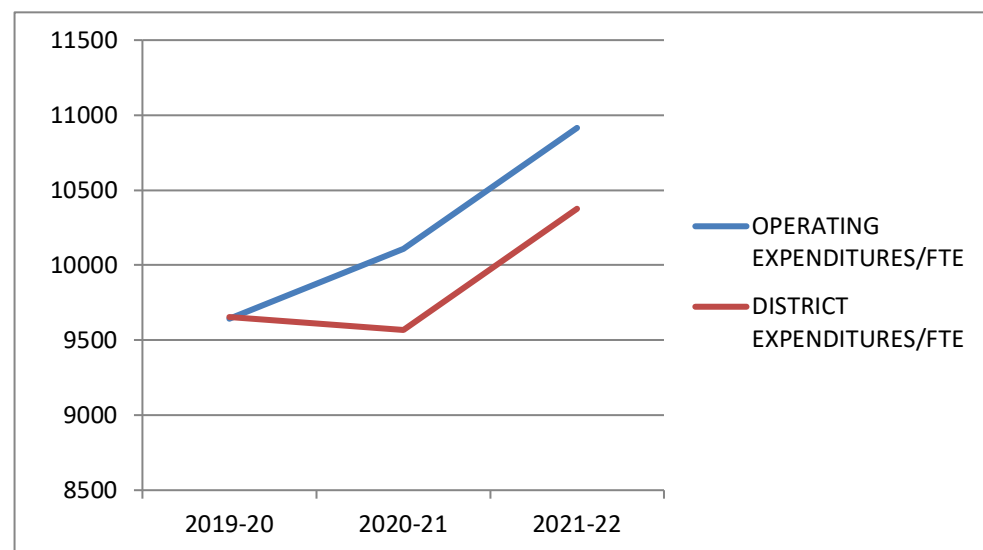
FTE/ADMINISTRATIVE STAFF	DISTRICT FTE/ADMINISTRATIVE STAFF	
BLOUNTSTOWN ELEMENTARY SCHOOL		
2019-20	26.9	21.7
2020-21	22.8	20.2
2021-22	23.8	21.9



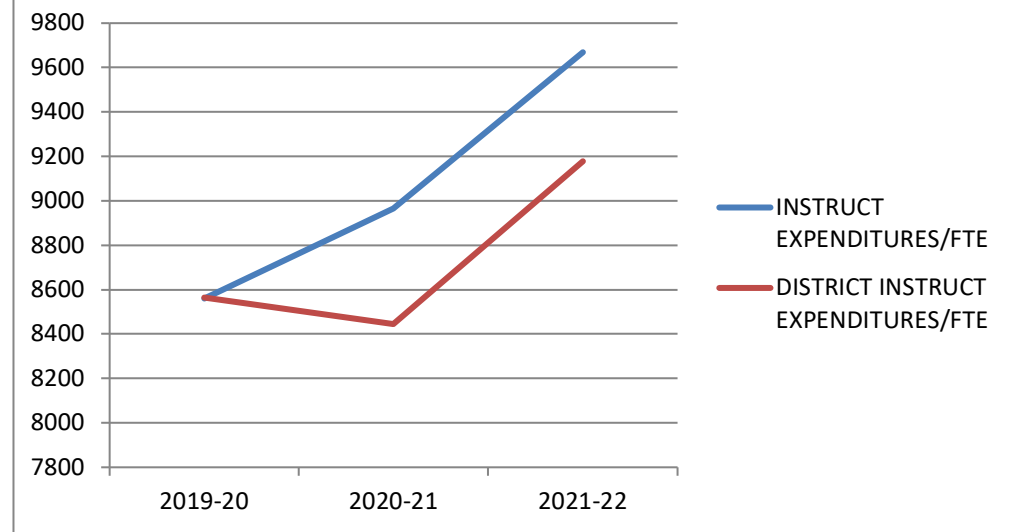
PERCENTAGE OF ADMIN TO TOTAL EXP	DISTRICT PERCENTAGE OF ADMIN TO TOTAL EXP	
BLOUNTSTOWN ELEMENTARY SCHOOL		
2019-20	11.23%	11.30%
2020-21	11.31%	11.70%
2021-22	11.41%	11.50%



OPERATING EXPENDITURES/FTE	DISTRICT EXPENDITURES/FTE	
BLOUNTSTOWN ELEMENTARY SCHOOL		
2019-20	9643	9654
2020-21	10109	9568
2021-22	10915	10376



INSTRUCT EXPENDITURES/FTE	DISTRICT INSTRUCT EXPENDITURES/FTE	
BLOUNTSTOWN ELEMENTARY SCHOOL		
2019-20	8560	8564
2020-21	8965	8445
2021-22	9669	9178



GENERAL FUND'S UNASSIGNED/ASSIGNED FUND BALANCE		
BLOUNTSTOWN ELEMENTARY SCHOOL		
2019-20	\$	13,474,828
2020-21	\$	14,558,729
2021-22	\$	16,616,856

