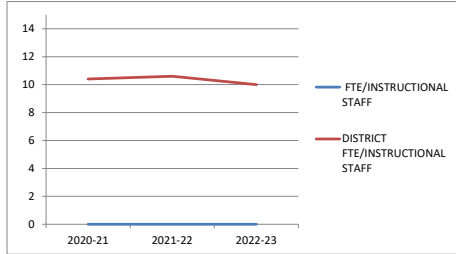
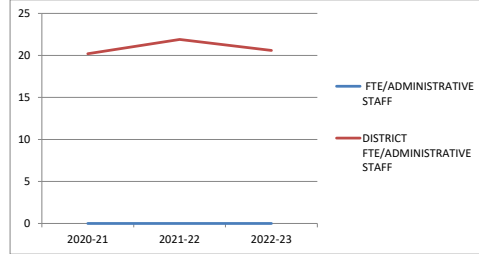


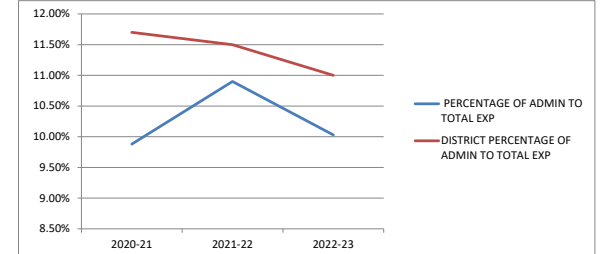
FTE/INSTRUCTIONAL STAFF	DISTRICT FTE/INSTRUCTIONAL STAFF	
CALHOUN VIRTUAL INSTRUCTION		
2020-21	0	10.4
2021-22	0	10.6
2022-23	0	10



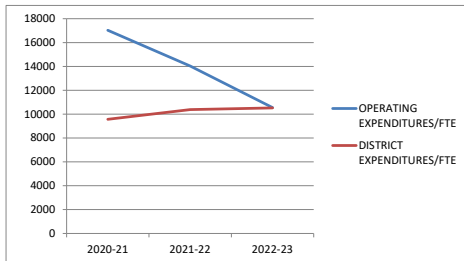
FTE/ADMINISTRATIVE STAFF	DISTRICT FTE/ADMINISTRATIVE STAFF	
CALHOUN VIRTUAL INSTRUCTION		
2020-21	0	20.2
2021-22	0	21.9
2022-23	0	20.6



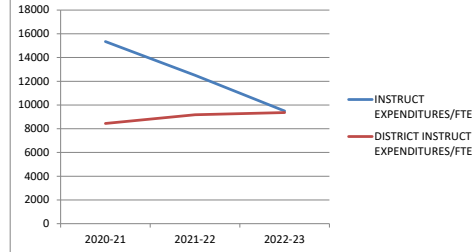
PERCENTAGE OF ADMIN TO TOTAL EXP	DISTRICT PERCENTAGE OF ADMIN TO TOTAL EXP	
CALHOUN VIRTUAL INSTRUCTION		
2020-21	9.88%	11.70%
2021-22	10.90%	11.50%
2022-23	10.03%	11.00%



OPERATING EXPENDITURES/FTE	DISTRICT EXPENDITURES/FTE	
CALHOUN VIRTUAL INSTRUCTION		
2020-21	17030	9568
2021-22	14036	10376
2022-23	10551	10522



INSTRUCT EXPENDITURES/FTE	DISTRICT INSTRUCT EXPENDITURES/FTE	
CALHOUN VIRTUAL INSTRUCTION		
2020-21	15347	8445
2021-22	12506	9178
2022-23	9494	9364



GENERAL FUND'S UNASSIGNED/ASSIGNED FUND BALANCE	CALHOUN VIRTUAL INSTRUCTION	
2020-21	\$	14,558,729
2021-22	\$	14,558,729
2022-23	\$	17,067,650

